

Phonics

Consonant-Vowel-Consonant Cupcake Match

h at

w ig

m en



Activities for Small Group Intervention

www.blog.maketaketeach.com

Directions


To Assemble Your Activity:


- Print cupcakes on cardstock
- Cut cupcakes along the dotted line
- Print recording sheet on office paper
- Optional: Print label on full sized avery sticker


Teaching Directions:



Place cupcake pieces on the table. Have your students match the beginning sounds to word families to create words. Have your students record the words on the recording sheet.

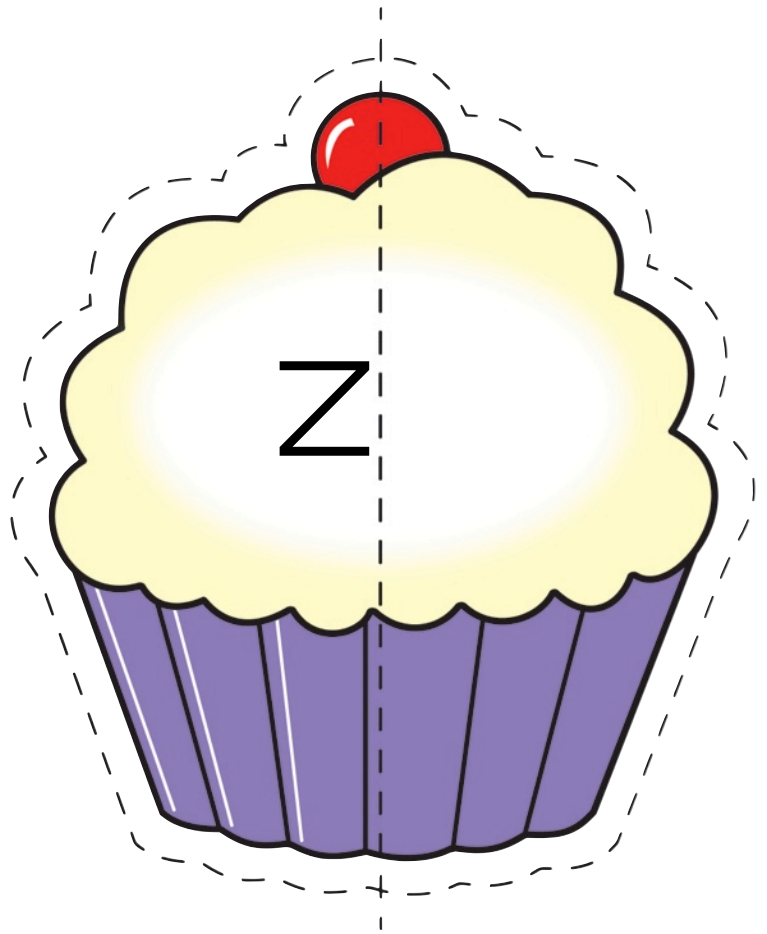












Name _____



How many words can I
make?

1. _____

6. _____

2. _____

7. _____

3. _____

8. _____

4. _____

9. _____

5. _____

10. _____



You may wish to print this page on an Avery full sheet sticker. Cut label and adhere to a baggie or container.




Thank You!

Thank you so much for downloading this product. I truly appreciate your business.

Terms of Use:

- All pages of this product, including the clip art images, are copyrighted. You may not create anything to sell or share based on this packet.
- This product is for one teacher use only. Do not share with colleagues. If they like the product, please send them to my TpT store or to the Make, Take & Teach website.
- You are permitted to share the cover image of this product on your blog or via social media as long as you link back to my blog post showcasing the product or the product link on TpT or the MT&T website.

For free printables and other teaching ideas, be sure to visit [our blog](#), the [Make, Take & Teach website](#) and follow us on [Facebook](#) and [Pinterest](#).



Julie